


Direct Drive, Electric Flange Models

1-1/8" Hollow Shaft with NEMA 182/184 TC Mounting Flange
1750 RPM



- Brass Manifold
- Heat Treated Crankshaft
- Stainless Steel Piston Guides
- High Strength Aluminum Alloy Connecting Rods
- Industrial Quality Tapered Roller Bearings
- Solid Ceramic Plungers
- Stainless Steel Check Valves
- Heavy Duty Flat Base High Pressure Seals
- Replaceable PTFE Coated Body Guides
- 15.4 oz. Capacity Vented Oil Bath Crank Case
- 1/2" BSP-F Inlet, 3/8" BSP-F Outlet
- Max Fluid Temp, 160°F

BD Series Direct Drive, Electric Motor Flange Plunger Pumps

BD Series standard duty plunger pumps include a wide range of models with flow rates from 4.1 to 5.0 GPM and pressures up to 2900 PSI.

Other drive options include 24mm solid shaft, gas engine flange,, gas engine gear reduction and hydraulic motor flange.

Applications include general pressure cleaning, sewer jetting, vehicle wash equipment and fire fighting applications.

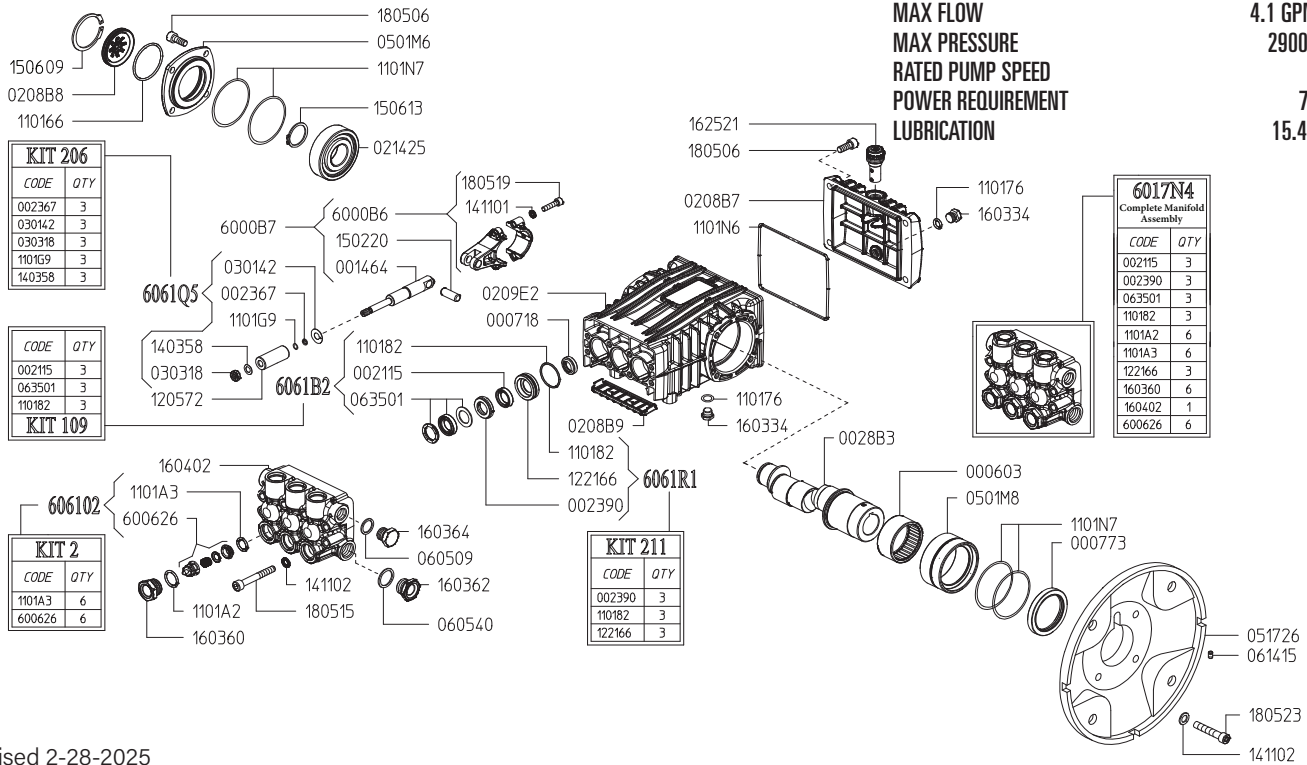
	Model	Flow		Pressure		Plunger Dia.	Crankshaft		Power	Seal Kit	Valve Kit	Wt.
		GPM	l/min	PSI	bar		Stroke	Code				
1750 RPM	BD 4.0/20 U	4.1	15.5	2030	140	15mm	18.0mm	9	5.6 EBHP	6061.B2	6061.02	23 lbs
	BD 4.0/30 U	4.1	15.5	2900	200	15mm	18.0mm	9	7.9 EBHP	6061.B2	6061.02	23 lbs
	BD 5.0/30 U	5.0	19.0	2900	200	18mm	15.0mm	V	9.7 EBHP	6061.28	6061.02	23 lbs

NOTE: All pump models available with left-hand drive option. Add 'L' to model number when ordering (ex. BD 5.0/30 UL)



MAX FLOW
MAX PRESSURE
RATED PUMP SPEED
POWER REQUIREMENT
LUBRICATION

4.1 GPM / 15.5 L/MIN
2900 PSI / 200 BAR
1750 RPM
7.9 HP ELECTRIC
15.4 OZ UDOR LUBE



Revised 2-28-2025

Part #	Description	Qty	Part #	Description	Qty
0006.03	BUSHING D50	1	1205.72	CERAMIC PLUNGER D15 "B/BK"	3
0007.18	OIL SEAL D15X24X5	3	1221.66	PRESSURE RING D15 "B/BK" ^{D E}	3
0007.73	OIL SEAL D50	1	1403.58	WASHER D8 ^C	3
0014.64	PLUNGER GUIDE "B/BK"	3	1411.01	SERATED WASHER D6	6
0021.15	WATER SEAL LP D15X22X5.7 ^{B E}	3	1411.02	SERATED WASHER D8	12
0023.67	RING D5.2X8X1.3 ^C	3	1502.20	PIN D10X27	3
0023.90	UPPER RING D15 "B/BK" ^{D E}	3	1506.09	SNAP RING D52	1
0028.B3	HOLLOW SHAFT "B/BK" D1-1/8"	1	1506.13	SNAP RING D30	1
0208.B7	BACK COVER "B/BK"	1	1603.34	PLUG G1/4	2
0208.B8	OIL SIGHT GLASS	1	1603.60	VALVE PLUG D15/18/20 ^E	6
0208.B9	COVER "B/BK"	1	1603.62	PLUG G1/2	1
0209.E2	CRANKCASE "B-X/BK-X"	1	1603.64	PLUG G3/8	1
0214.25	BEARING D30	1	1604.02	HEAD "B-X" ^E	1
0301.42	SLINGER RING ^C	3	1625.21	OIL PLUG G3/8	1
0303.18	NUT M8XH5 ^C	3	1805.06	ALLEN BOLT M8X20	8
0501.M6	BEARING FLANGE "B/BK"	1	1805.15	ALLEN BOLT M8X60	8
0501.M8	BEARING FLANGE "B/BK"	1	1805.19	ALLEN BOLT M6X25	6
0517.26	MOTOR FLANGE "B/BK" NEMA 182/184	1	1805.23	ALLEN BOLT M8X40	4
0605.09	GASKET D17X23X1.5	1	6000.B6	ROD ASSEMBLY "B/BK"	3
0605.40	GASKET D21.5X27X1.5	1	6006.26	VALVE ASSEMBLY WITHOUT O-RING ^{A E}	6
0614.15	SET SCREW M5X8	1	6017.N4	COMPLETE MANIFOLD ASSEMBLY	1
0635.01	HIGH PRESSURE SEAL KIT D15 ^{B E}	3	6061.02	KIT 2 - VALVE KIT "PK/M/B"	1
1101.66	O-RING - OIL SIGHT GLASS	1	6061.B2	KIT 109 - WATER SEAL KIT	1
1101.76	O-RING - PLUG	2	6061.Q5	KIT 206 - PLUNGER KIT D15/18 "B/BK"	1
1101.82	O-RING - PRESSURE RING ^{B D E}	3	6061.R1	KIT 211 - BRASS RING KIT D15 "B/BK"	1
1101.A2	O-RING - VALVE PLUG ^E	6			
1101.A3	O-RING - VALVE ^{A E}	6			
1101.G9	O-RING - PLUNGER ROD ^C	3			
1101.N6	O-RING - BACK COVER	1			
1101.N7	O-RING - BEARING FLANGE	4			

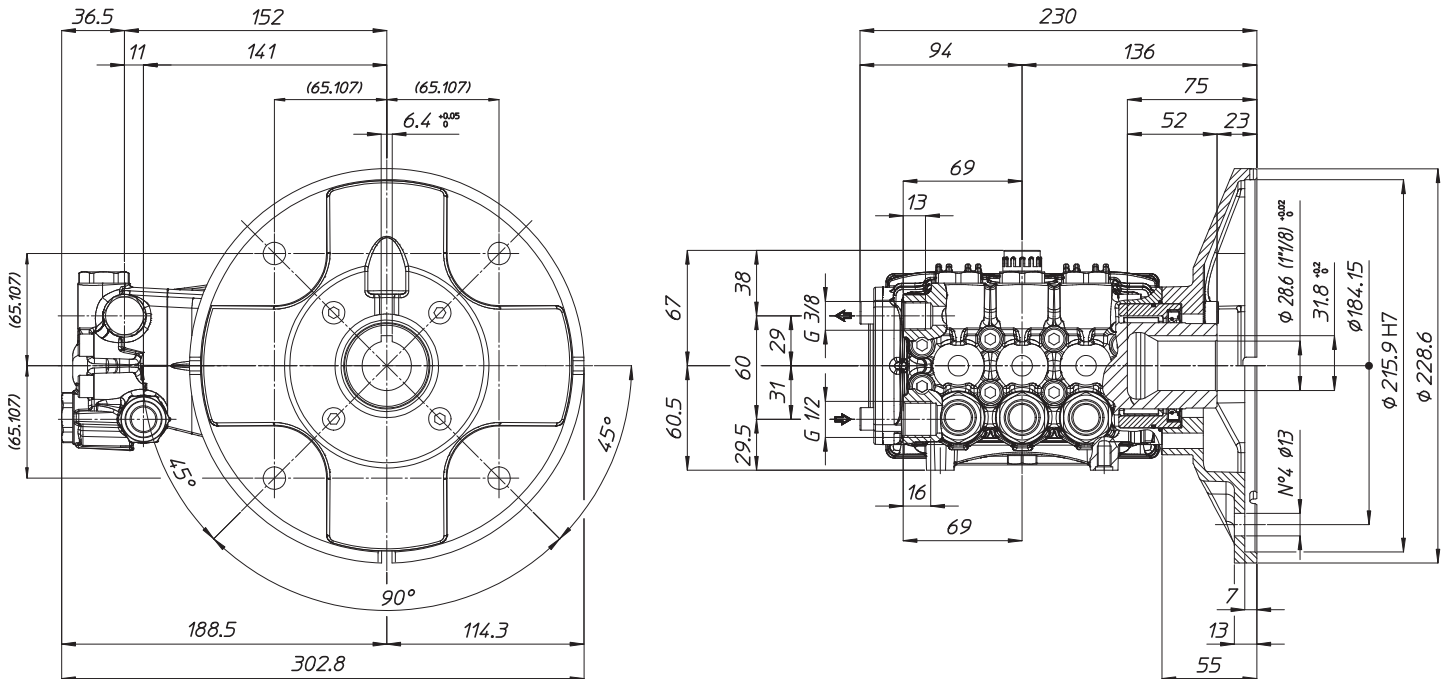
^A Parts in 6061.02 (Kit 2).
^B Parts in 6061.B2 (Kit 109).
^C Parts in 6061.Q5 (Kit 206).
^D Parts in 6061.R1 (Kit 211).
^E Parts in 6017.N4 (Complete Manifold Assembly).

WEIGHT
LUBRICATION

23 LBS
15.4 OZ UDOR LUBE

*Dimensional Drawings are
Shown in Millimeters.
To Convert to Inches,
Multiply Dimension x 0.03937*

B SERIES PUMPS - 1-1/8" HOLLOW SHAFT w/ 182/184 FLANGE



TORQUE SPECS

Ref.	Description	Ft./lb.	Nm	Loctite®
1	Head Bolts	19	25	-
2	Valve Caps	75	100	243
3	Inlet Cap	75	100	243
4	Outlet Cap	60	80	243
5	Bearing Flange Bolts	19	25	-
6	Rear Cover Bolts	19	25	-
7	Connecting Rod Bolts	9	11	243
8	Plunger Bolts	11	15	270
9	Valve Cover Bolts	-	-	-
10	Oil Drain Plug	19	25	-

