


Scale Reducer Filter

Scaltrol Scale Reducer Filter protects pumps and coils from minerals, staining and scale buildup. Designed for inlet, cold water supply lines. Ports are 3/4" FPT.

Rated to flows up to 10 gpm and pressures to 55 psi. Designed to treat up to 50,000 gallons of water. Maximum temperature is 125° F. Replacement cartridges also available.



Part No.	Description
WT SC50	Scale Reducer Filter/Cartridge.....
WT RSC50	Replacement Cartridge

Fan Blower Wheels



Replacement Fan Wheels for Wayne Burners. Aluminum construction. Set screws are included.

Part No.	Description
WT 21427	4-1/4" Diameter x 3-7/16" Wide.....
WT 20289	6-1/4" Diameter x 4" Wide

Burner Motors


Replacement Burner Motors from Wayne - 3450 RPM

115 or 230 volts. 1/5 or 1/4 HP



Part No.	Description
WT 20554	1/5 HP, 115 Volt, 60 Hz Motor
WT 21126	1/4 HP, 115 Volt, 60 Hz Motor
WT 20388	1/4 HP, 230 Volt, 50/60 Hz Motor

Burner Ignitors



Solid State Burner Ignitors. 20,000 volt peak. Available with side or rear hinge mounting plate. Rated for 12 volts.

Part No.	Description
WT 99001	12 Volt Ignitor, Side Hinge Plate
WT 99002	12 Volt Ignitor, Rear Hinge Plate.....


AC-DC Heavy-Duty Switches

TOGGLE SWITCHES

No. 2X488: On-Off, Double pole, single throw. (DPST)

No. 5RLV4: On-Off, Single pole, single throw. (SPST)

Part No.	12 Volt	125-Volts	250-Volts
GN 2X488	-	16 Amp	8 Amp
GN 5RLV4	20 Amp	-	-



Burner Transformers

Burner Transformers from Wayne
10,000 volt spark. 115 or 230 volt



Part No.	Description
WT 20358	115 Volt, 60 Hz, Side Hinge
WT 21153	230 Volt, 60 Hz, Side Hinge

Fuel Filters




Fuel Filters with Easy-to-Drain Bowls protect fuel pumps from contaminants. Convenient, spin-on design makes replacing elements easy. Ports are 1/4" FPT.

No. 308 is Racor brand.

No. 2330 is an economical imported filter.

Part No.	Description
WT 308	Racor Filter Complete.....
WT 308-01	Racor Replacement Element.....
WT 2330	Import Filter Complete
WT 4142	Import Replacement Element

Robertshaw Gas Valves



Universal 1" Gas Valves from Robertshaw are rated to 720,000 BTU (Natural Gas) and 1,150,000 BTU (LP).

Independent, automatic pilot valve. Manual gas cock. Available for standing pilot or electronic ignition. Available in 12 Volt or 208/230 Volt.

Part No.	Description
WT 00400	12 VDC/24 VAC, Electronic ignition, Natural Gas
WT 00400L	12 VDC/24 VAC, Electronic ignition, LP Gas
WT 00411	120 VAC, Standing Pilot, Natural Gas
WT S03-00414	120 VAC, Standing Pilot, LP Gas
WT 00409	230 VAC, Standing Pilot, Natural Gas
WT 00415	230 VAC, Standing Pilot, LP Gas

Cam Switches

Heavy Duty Cam Switches for burner and pump control. Positive contacts. Includes legend plate and knob. Switches are held in place with a locking nut on the backside of the switch.

Available in 110 Volt or 220 Volt.



Part No.	Description	Voltage Rating
WT F741A	Off/Pump/Burner Switch	110 Volt / 1PH
WT F743A	Off/Pump/Burner Switch	220 Volt / 1PH
WT F747A	Off/Pump/Burner Switch	220 Volt / 3PH