


Micromatic Closed Drum Valves and Couplers for DEF

EPV Systems are designed for one way, single use applications.



195206A

EPV Dispense Coupler

195206A 316 Stainless Steel EPV Series Dispense Coupler. 3/4" Hose barb connection. 3 Key. Dispense up to 9 GPM. EPDM.

MICRO MATIC

EPV Drum Valve

195206B Plastic EPV Series Drum Valve. 2.5" x 5 Buttress threads, 3 key. EPDM.

MICRO MATIC



195206B

Poly Keyed Tool

195206C Poly Keyed Tool. Used to install and remove EPV and RPV valves. Uses standard 1/2" socket driver. 3 Key.

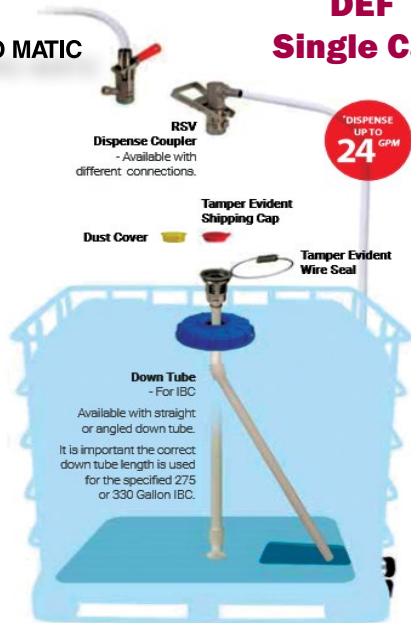
MICRO MATIC



195206C

DEF Single Cap

MICRO MATIC



275 / 330 Gallon - IBC
(Single Bung Cap)

RPV/RSV Dust Cover

102-014 RSV Dust Cover. Protects RPV or RSV drum valves from dirt and debris when the RSV coupler is disconnected. HDPE construction.

MICRO MATIC



EPV Dust Cover

WWX-160 EPV Dust Cover. Protects EPV drum valves from dirt and debris when the dispense coupler or fill valve is disconnected. HDPE construction.

MICRO MATIC



Part No.	Description
PJ 195206A	316SS, EPV Dispense Coupler, 3/4" HB Connection, 3 Key.....
PJ 195206B	EPV Drum Valve, 3 Key.....
PJ 195206C	Poly Keyed Tool, EPV Drum Valve Installer, 3 Key.....
PJ WWX-160	EPV Dust Cover, Blue.....
PJ 102-014	RSV Dust Cover, Yellow.....
PJ 7563-805	EPV Suction Tube, 55 Gal. Drums, 32" x 3/4".....

PIUSI Submersible DEF PUMP


The *Piusi Squalo Submersible DEF Pump* is designed to be completely submersed in DEF products like AdBlue. This means no more dip tubes or tank couplers. Simply run a hose from the pump discharge to the nozzle or incorporate a coupler at the end of the line. The pump unit comes equipped with a by-pass valve and inlet filter. The centrifugal pump design ensures consistent flow rates and helps to reduce energy consumption. Designed for water and/or DEF.

Features: 120V/60Hz, 1/2HP Motor • Up to 10GPM Flow • Shut-Off: 12.5' • 16.5ft Power Cord Included • Internal Motor Timer shuts motor off after 11 minutes to protect the motor from overheating • 1" Female BSP Discharge but also supplied with 3/4" hose barb adapter • Working Temperature: 12° F. to 104° F.



Part No.	Description
PU F206040	Squalo Submersible DEF Pump, Max. 10 GPM, 120V...

PIUSI DEF Hose Reels



The *AdBlue Hose Reel* from *Piusi* is designed to transfer DEF products. This hose reel can be installed on a wall or inside closed cabinets. Available with either " x 25' or " x 50' hose options. Cast Iron body with Polypropylene inner hub.

Features: Heavy duty spring • Up to 10 GPM Flow • Durable • Italian quality • Built-in hand protection • Maximum of 145 PSI.

Part No.	Description
PU F750340	Hose Reel, 25' Hose Included.....
PU F750330	Hose Reel, 50' Hose Included.....



SERVICE & REPAIRS

Did you know?

We can service almost every brand of pump we sell in our catalog.

Call us at 1-800-228-9666 (Omaha, NE) for a quote!

