


## Replacement Conveyor Rollers

**Replacement Conveyor Rollers** are designed for a wide variety of Tunnel Wash Applications. Heavy-duty, welded steel construction with UHMW wheels means longer wear life and performance (*polyurethane also available*). Pusher wheels, bolts and washers are standard with each roller.

**BL21N**  
Drop In Replacement for Belanger® Duratran™ & Motor City Super Duty Roller for X458 Chain




**BL21N**  
Complete with wheels & X458 Chain Link

### Replacement Belanger® Rollers

Part No.		Wt.
BC BL21N	Roller Assembly for Belanger Duratran™	
	<b>COMPLETE</b> with X458 Link .....	6 lbs.
BC BEL2IP	Outrigger Wheel, UHMW, <b>Red</b> .....	-
BC BEL2	Pusher Wheel, UHMW, <b>Yellow</b> .....	-
BC BEL2UR	Outrigger Wheel, Polyurethane, <b>Red</b> .....	-

**MN21**  
Drop In Replacement for MacNeill™ & Motor City Style Roller Assembly For X458 Chain



**X458**  
Chain Link

### Replacement MacNeil® Roller


Part No.		Wt.
BC MN21	Roller Assembly <b>COMPLETE</b> with X458 Link .....	5 lbs.
VW S19	Outrigger Wheel, UHMW, <b>Black</b> .....	-
VW S62	Pusher Wheel, UHMW, <b>Yellow</b> .....	-



**TD21 Top Deck Roller**  
Drop In Replacement with X458 Link (*Fits Peco™*)

### Replacement Roller Assembly - Fits Peco™

Part No.		Wt.
BC TD21	Roller Assembly <b>COMPLETE</b> with X458 Link	11 lbs.



**RY21**  
Ryko™ Roller Assembly for X458 Chain

### Replacement Ryko™ Roller

Part No.		Wt.
BC RY21	Roller Assembly <b>COMPLETE</b> with X458 Link	8 lbs.

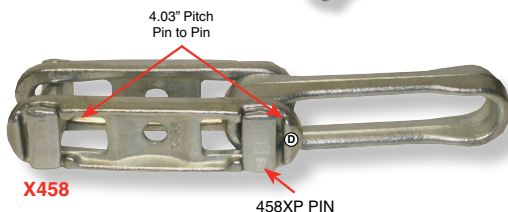

## Conveyor Chain

**Rivet-Less Conveyor Chain** for common car wash applications. Sold in 10 ft. sections.

**X348 Carbon Forged** chain is 3" pin to pin.

**X458 Carbon Forged** standard chain is 4" pin to pin.

**X458SS Stainless** chain is 4" pin to pin.



**X458**


458XP PIN

Part No.	Series	Length	Wt.
DR X348	X348 Carbon Plus	10'	22 lbs.
DR X458	X458 Carbon Plus	10'	31 lbs.
DR X458SS	X458 Stainless	10'	35 lbs.
DR 458XP	Pin, X458 Plus As Replacement		

## Jump Ramp

**Heavy Duty Jump Ramp** allows you to quickly get vehicles back on the conveyor when jump-offs occur. Works on either side of the rail.

Welded aluminum construction for long life and performance. Designed to fit under the front or rear of the tire to allow for forward or reverse of the vehicle to get it back onto the conveyor. Reduces down time and quickly gets your conveyor back up and running.



Comes with a wall hanger bracket for easy access. Rubber grips prevent slippage. Works on any height conveyor guide rails. Can also be used for automatic car washes. Dimensions: 9" wide x 28" long x 4-1/2" high. (*Overall length with rubber grips is 36"*).



Part No.	
DU JR25	Aluminum Jump Ramp.....