



Jurop PN Series Vacuum Pumps

Used Mainly on Slurry Tankers or Suction Units at Intermittent Use

Optional Accessories

High Quality PN Series Vacuum Pumps from Jurop. This pump series is mainly used on slurry tankers or suction units at intermittent use.


Standard Features Include: Change-over valve for vacuum or pressure • Oil pump and reservoir for forced lubrication • Air cooled design • Rated from 900 - 1300 RPM, (540 RPM models also available) • 95% Efficient • Maximum vacuum to 27-1/2" • Heat resistant valves • 1-3/8" Drive shaft • (2) 3" Swivel elbows • 21 PSI pressure output (intermittent).

PN23 is designed for 0-1000 gallon standard duty applications.

PN58 and **PN84** models are designed for 1000-2500 gallon standard duty applications.

Part No.		Free CFM	Max. PSI	HP Required	Wt.
CB PN23-CW	Pump, Clockwise	92	21	4-1/2	117 lbs.
CB PN23-CCW	Pump, Counter Clockwise	92	21	4-1/2	117 lbs.
CB PN58	Pump, Clockwise	230	21	9	225 lbs.
CB PN58-CCW	Pump, Counter Clockwise	230	21	9	225 lbs.
CB PN84-CW	Pump, Clockwise	317	21	15	254 lbs.
CB PN84-CCW	Pump, Counter Clockwise	317	21	15	254 lbs.
CB 1893000225	Complete Repair Kit, PN23			
CB 1893000245	Complete Repair Kit, PN58			
CB 1893000260	Complete Repair Kit, PN84			

CALL for CURRENT PRICING



Pump Packs Shown on Following Pages



Jurop R Series Vacuum Pumps

Designed for 2,000 to 6,000 Gallon Heavy Duty Applications

High Quality R Series Vacuum Pumps from Jurop


Standard Features Include: Automatic lubrication • Continuous duty pumping at 18" vacuum • Ballast port cooling • Heat resistant Kevlar Valves • Built-in oil reservoir • 21 PSI intermittent pressure output • 900-1200 RPM • Change-over valve for vacuum or pressure • 27-1/2" Vacuum rating • 1-3/8" shaft • (2) 3" Swivel elbows.

R Models are designed for 2000-6000 gallon heavy duty applications.

Part No.		Free CFM	HP Required	Wt.
CB R260-CCW	Pump Only, Counter Clockwise	363	18	397 lbs.
CB R260-CW	Pump Only, Clockwise	363	18	397 lbs.
CB 1893000320	Complete Rebuild Kit		

CALL for CURRENT PRICING

Pump Packs Shown on Following Pages




Jurop LC Series Vacuum Pumps

Designed for Continuous Duty at Deep Vacuum

High Quality LC Series Vacuum Pumps from Jurop

Standard Features Include: Water cooled from truck engine • Automatic oil lubrication • Built-in filter • 27" Maximum vacuum (25" continuous) • 29 PSI intermittent pressure output • 1000-1300 RPM • Change-over valve for vacuum or pressure • 1-3/8" shaft • (2) 3" Swivel elbows.

LC Models are designed for 2000-8000 gallon heavy duty applications.



Pump Packs Also Available Call for Pricing!

Part No.		Free CFM	HP Required	Wt.
CB LC300-CCW	Pump Only, CCW	300	17	430 lbs.
CB LC300-CW	Pump Only, CW	300	17	430 lbs.
CB LC420-CCW	Pump Only, CCW	425	23	462 lbs.
CB LC420-CW	Pump Only, CW	425	23	462 lbs.
CB 1893000450	Complete Rebuild Kit, LC300		
CB 1893000440	Complete Rebuild Kit, LC420		

CALL for CURRENT PRICING

QUALITY AT EVERY TURN

Hannay Reels
The real leader.

We Carry a Complete Line of Hose Reels!

Look at the Hose Reel Section of Our Catalog or Call Us Today With Your Specific Needs!

2 YEAR WARRANTY ON ALL HANNAY REELS