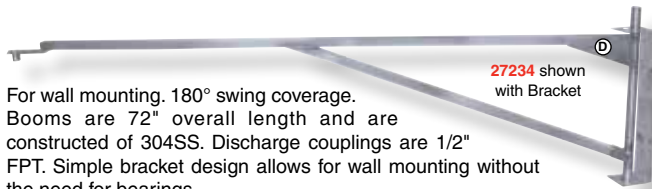


Stainless Steel Wall Booms



For wall mounting. 180° swing coverage. Booms are 72" overall length and are constructed of 304SS. Discharge couplings are 1/2" FPT. Simple bracket design allows for wall mounting without the need for bearings.

No. 27234 is designed so that hoses are to be inserted inside the boom. This allows for either high or low pressure applications. (Hoses are ordered separately.)


No. D883 is designed so that the low pressure brush solution actually runs inside the boom channel, no interior hose is required.

Part-No.		Wt. Lbs.
DU 27234	SS Wall Boom.....	12
DD D883ASSY	SS Wall Boom, flow through.....	12
GA 4CT-7	7' High Pressure Hose, 27234.....	
DU 4B-7	7' Low Pressure Hose, 27234.....	

Foam Brush Brass Swivels

— Low Pressure —
250 PSI Maximum

Part No.	Thread	Barb
FL SW290	1/4" MPT Swivel	1/4"
TW B1438S	1/4" MPT Swivel	3/8"
TW B3838S	3/8" MPT Swivel	3/8"
TW B1212S	1/2" MPT Swivel	1/2"
FL SW305	3/8" MPT Swivel	1/2"
FL SW310	1/2" MPT Swivel	3/8"



Brush Buckets



Heavy-duty, Polyethylene Foam Brush Bucket works well for keeping brushes clean throughout the year. When mounted at floor level, floor heat system helps to keep water and brushes in bucket from freezing. Dimensions: 11" length, 6" width, 5-1/2" depth.

Part No.	Color
BC B911	White
BC B911B	Blue
BC B911R	Red

Please remember there are No Returns on customer specified cut lengths of hose.



Reusable Fittings for Urethane Tubing

Replacement fitting assemblies for repair of Urethane coil hoses or for making assemblies from bulk Urethane tubing. Plated brass construction. 3-piece assembly includes bend restrictor. Mpt solid or swivel ends. For 1/4 and 3/8 ID tubing.



Part No.	Fitting Type	Thread	Hose I.D.
TF GT378	Solid	1/4" MPT	1/4"
TF GT380	Solid	3/8" MPT	3/8"
TF GTU382	Swivel	1/4" MPT	1/4"
TF GTU383	Swivel	1/4" MPT	1/4"
TF GTU385	Swivel	3/8" FPT	3/8"



Push-Lock Hose

Gates Lock-On Hose for use with Push-lock barb fittings. No clamps required. Designed for air, water, soap solutions, foam brush systems, oils, antifreeze solutions or diesel fuel. This hose is also "silicone-free" and can be used in air painting applications.



NOTE: CUT LENGTHS SOLD IN 5' INCREMENTS ONLY

Maximum pressures to 300 PSI. Temperatures to 212° F. (for applications exceeding 160° F. clamps should be used). Vacuum rating to 30" Hg. Nitrile tube and cover have high oil resistance. Standard color is blue.

Part No.	I.D.	O.D.	Color	Std. Pkg.	Wt. Per 100'
GA 3222BL-1/4	1/4"	.49"	Blue	500'-700'	8 lbs.
GA 3222BL-3/8	3/8"	.63"	Blue	500'-700'	12 lbs.
GA 3222BL-1/2	1/2"	.77"	Blue	500'-700'	15 lbs.

Less 25% on Standard Package Purchase

Brass & Stainless Push-On Hose Fittings for Push-Lock Hose



Male x Hose Barb

Grip Tight Hose Fittings. Easy to use. Simply push on to seal, no clamps required. For low pressure applications with "Push-lock Style Hose". Rated to 150 PSI. Sizes are Male or Female NPT thread or hose barb as noted.



Female x Hose Barb



Hose Barb x Hose Barb




Male Elbow x Hose Barb

Part No.	
AB 30-201	1/4" MPT x 1/4" Barb, Brass, Solid
AB 30-201SS	1/4" MPT x 1/4" Barb, 316SS.....
AB 30-201SW	1/4" MPT x 1/4", Swivel, Brass.....
AB 30-202	1/4" MPT x 3/8" Barb, Brass.....
AB 30-203	3/8" MPT x 1/4" Barb, Brass.....
AB 30-204	3/8" MPT x 3/8" Barb, Brass, Solid
AB 30-204SS	3/8" MPT x 3/8" Barb, 316SS.....
AB 30-204SW	3/8" MPT x 3/8" Swivel, Brass ...
AB 30-206	3/8" MPT x 1/2" Barb, Brass.....
AB 30-205	1/2" MPT x 3/8" Barb, Brass.....
AB 30-207	1/2" MPT x 1/2" Barb, Brass, Solid
AB 30-207SS	1/2" MPT x 1/2" Barb, 316SS.....
AB 30-207SW	1/2" MPT x 1/2" Swivel, Brass.....
AB 30-210SS	3/4" MPT x 3/4" Barb, 316SS.....
AB 30-215	3/4" MPT x 3/4" Barb, Brass.....
AB 30-216	1" MPT x 1" Barb, Brass.....
EV RPN88	1" MPT x 1" Barb, 303SS.....
AB 30-300	1/4" Hose x Hose, Brass.....
AB 30-301	3/8" Hose x 3/8" Hose, Brass ...
AB 30-302	1/2" Hose x 1/2" Hose, Brass.....
AB 30-304	3/4" Hose x 3/4" Hose, Brass.....
AB 30-306	1" Hose x 1" Hose, Brass.....
AB 30-222	1/4" FPT x 1/4" Barb, Brass.....
AB 30-223	1/4" FPT x 3/8" Barb, Brass.....
AB 30-225	3/8" FPT x 3/8" Barb, Brass.....
AB 30-226	3/8" FPT x 1/2" Barb, Brass.....
AB 30-227	1/2" FPT x 1/2" Barb, Brass.....
AB 30-305	3/4" FPT x 3/4" Barb, Brass.....
AB 30-402	1" FPT x 1" Barb, Brass.....
AB 30-311	90° Ell, 1/4" MPT x 1/4" Barb, Brass
AB 30-312	90° Ell, 3/8" MPT x 3/8" Barb, Brass
AB 30-313	90° Ell, 1/2" MPT x 1/2" Barb, Brass
AB 30-314	90° Ell, 3/4" MPT x 3/4" Barb, Brass

Pushlok Swivel Fittings 45 SAE Flare

For Pushlok Hose Shown Above



Part No.	
AB 30-250	1/4" Female Flare Swivel x 1/4" Hose Barb
AB 30-252	3/8" Female Flare Swivel x 3/8" Hose Barb
AB 30-255	1/2" Female Flare Swivel x 1/2" Hose Barb