


## High Volume Transfer Pumps



**1737**  
**Air-Operated Pump**



May be used on motor oils and ATF. 2" MPT bung with 1-1/2" FPT. Air inlet includes air filter, regulator, gauge, ball valve and quick connect with 1/2" x 4' oil hose, 1/4" x 4' air hose and foot valve. Oil outlet swivel. 1:1 ratio. Air pressure range 70 to 145 PSI. Will pump 5 GPM of 10 Wt. motor oil, 4.5 GPM of 30 Wt. **Not for use on gear oil or flammable liquids.**


**1712X**  
**Air-Operated Pump**

May be used on motor oils, ATF and gear lube oils to 80/90 wt. Works on drums or tanks with 2" bung openings. Air inlet includes air filter, regulator, gauge, ball valve and quick connect with 1/2" x 4' oil hose, 1/4" x 4' air hose and foot valve. 3:1 ratio. Maximum air pressure is 145 PSI. Will pump 5 GPM on 30 Wt. oils. **Not for use with flammable liquids.**



## Control Handles

No. 1587 Control Handle is the same as #1584, except it has a 18" flexible spout.



**1587**  
**Flexible Spout**



**1520**  
**Preset Meter for Motor Oil**

Preset 1 to 60 U.S. quarts, totalizes in U.S. gallons. Automatically shuts off at preselected quantity. Includes 1/2" FPT swivel inlet and non-drip rigid nozzle. Good to 240 wt. gear lube oils.

Part No.	Wt.
NS 1712X Air-Operated Pump.....	5.5 lbs.
NS 1737 Air-Operated Pump.....	8 lbs.
NS 1520 Control Handle Meter, Preset.....	5 lbs.
NS 1587 Control Handle, Flex.....	2 lbs.



## Water & Gasoline Indicating Paste

Indicate levels of water or gasoline in storage tanks. Apply a small amount of paste on gauge stick before gauging tank. Color change signifies water or gas is present.

**WF25** is a 2.5 oz. jar of water finding paste. For gasoline and diesel fuels. Paste color changes with contact of water.

**AP02** is a 2 oz. tube of water finding paste. For all petroleum products including Ethanol. Paste color changes with contact of water.

**GG25** is a 2.5 oz. jar of gasoline gauging paste. Indicates levels of gas, naphtha, kerosene, crude and refined oils.



Part No.	Size	* Std. Pkg.
CR WF25 Water Finder Paste	2.5 oz Jar	24
CR AP02 Water Finder Paste	2.0 oz Tube	24
CR GG25 Gas Finder Paste	2.5 oz Jar	24

**\* 10% Discount for Pack of 24**

## Gasoil® Leak-Tech

**Model LS16**



Detects leaks on any system carrying natural or LP gas. Also use on refrigeration and air conditioning units, air lines and pumps, etc. Quick and positive leak detection on all types of piping materials. Comes in a 1 pint spray bottle.

**NOTE: Not for Use On Oxygen Systems**

Part No.	Size	Pkg.	Discount
CR LS16 Leak-Tech Spray Bottle	1 pint	12	10%

## Lube Equipment Accessories




**P32LA92L**  
**Oil-Fog Lubricator**

For delivering oil/lubricants to tools, valves, cylinders, etc. Ports are 1/4" FPT. Rated to 51 scfm air flow at 90 psi inlet pressure. Features a manual drain valve if needed. Bowl is transparent, polycarbonate construction.



**1559**  
**Air Line Filter**

Forged brass body with 2 ports, 1/4" NPT (F). Has cleanable micron filter element. Maximum Input 150 P.S.I.




**1546**  
**"Zee" Swivel**

"Zee" Swivel, 1/4" NPT (F) 1/8" NPT (M). Can be used with Model 1535 or similar control handle with 1/8" NPT (F) inlet.



**1534**  
**Booster Control Valve**

Booster Control Valve. Can be used as a regular control valve by squeezing handle once. If additional pressure is required, squeeze handle again. Will develop pressure up to 12,000 P.S.I. Has 1/8" NPT (F) inlet.



**4HC-250B**  
**Pressure Regulator**

Air Regulator. Forged brass body with 4 ports, 1/4" NPT (F) for a pressure range of 10-200 P.S.I.

Part No.	Accessories
NS 1534	Booster Control Valve
NS 1546	Swivel .....
PA P32LA92L	Oil-Fog Lubricator..
NS 1559	Air Line Filter .....
GE 4HC-250B	Air Regulator.....