


JOHNBLUE NGP Piston Pumps *Ground Speed Oriented for Precise Fertilizer Application*



NGP Piston Pumps give the grower the most modern engineering design and technology available. The NGP offers excellent enhancements, plus all the features and benefits of the proven "LM" pumps growers have successfully used for many years.

Features:

- Output rate can be set before application begins & the GPA application will remain accurate regardless of speed changes.
- Single valve cap making it easier to service in the field.
- Check valve design with o-ring enhances priming and is more forgiving with debris and has better accuracy.
- Simple to inspect plunger packing without removing hoses; New 3 stage universal piston rod seals.
- Standard main shafts across the entire NGP line, all clutches fit all models.
- Newly designed setting wrench that is universal for all models.
- Footprints are the same as LM Series Pumps; Variable Rate Ready. *See adjacent pages for variable rate controls.*
- Variety of Drives & Flow Dividers Available - *See Adjacent Pages.*

Part No.		GPM @		Max. PSI	Ports	Clutch	Wt. Lbs.
		450 RPM	Max.				
BU NGP4055F	Single Piston, Med. Volume	10.2	120	1" FPT/2" SP Flng	None	60	
BU NGP6055	Single Piston, Med. Volume	21.0	120	1-1/2"	None	62	
BU NGP7055	Single Piston, High Volume	34.2	120	1-1/2"	None	93	
BU NGP8055	Dual Piston, High Volume	42.0	120	1-1/2"	None	125	
BU NGP9055	Dual Piston, High Volume	68.4	120	1-1/2"	None	155	
BU 115670	Rope Pull Clutch						
BU 115671	Hydraulic Clutch						
BU 115672	12 Volt Clutch						
BU 116344-91	Pulsation Dampener for NGP Pumps - For Low RPM Applications						
BU 115631-01	Setting Wrench for NGP Ground Drive Pumps.....						


NGP PUMP REPAIR KITS

Pump Model	Gasket Repair Kit	Suction Valve Assembly	Discharge Valve Assembly	Operators Kit
NGP6055	115788	115706-91	115707-91	BU115787
NGP7055	115688	115606-91	115607-91	BU115787
NGP8055	115789	115706-91	115707-91	BU115787
NGP9055	115689	115606-91	115607-91	BU115787

NGP Dual Adjustable Rate Piston Pumps

Features:

- Apply (2) products with one piston pump.
- Use only one drive system (*DRV3300, 3200 etc.*).
- Independently adjustable stroke.
- 5 to 1 Maximum ratio between pumping sides. (*10:1 on NGP5655AR*); 2:1 min. ratio.
- Ideal for starter fertilizer on one side and nitrogen on the other side. (*Ex: 5 GPA starter fertilizer & 10-25 GPA NPK; 7 GPA starter fertilizer & 14-35 GPA NPK.*)
- Double piston-double acting.
- Variable Stroke.
- Rated Flow:
 - 8055AR:** 42 GPM total, 21 GPM per side.
 - 9055AR:** 34.2 GPM total, 68.4 GPM per side.
 - 5655AR:** 31.2 GPM total; 21.0 & 10.2 GPM
- Rated Pressure is 120 PSI.
- Rated Speed: 450 RPM maximum.




Part No.	Pump	Total GPM @450 RPM	Max. PSI	Max. Ratio	Inlet Ports	Outlet Ports	Clutch	Wt. Lbs.
BU NGP5655ARF *	Adjustable Rate Piston	31.2	120	10:1	1-1/2" FPT/2" SP Flng	1" FPT/2" SP Flng	None	125 lbs.
BU NGP8055AR	Adjustable Rate Piston	42.0	120	5:1	1-1/2" FPT	1-1/2" FPT	None	125 lbs.
BU NGP9055AR	Adjustable Rate Piston	68.0	120	5:1	1-1/2" FPT	1-1/2" FPT	None	125 lbs.

* Small Side Inlet/Outlet is 1" FPT/200 Series Flange; Large Side Inlet/Outlet is 1-1/2" FPT/200 Series Flange.



NGP Hydraulic Drive Pumps for Variable Rate Applications

These **NGP "HY" Pumps** will handle your variable rate applications. Provides for quick and precise rate changes over a wide range of rates. All models are supplied **less** the Hydraulic Motor and Pulse Width Modulated (PWM) Valve. You can bolt on your own SAE A two bolt hydraulic motor and utilize your own PWM hydraulic control valve. Or you can purchase the Hydraulic Motor/PWM Valve Package shown below. Compact Design. No ground drive wheel assembly is required with these pumps.



John Blue Pumps shown with 116205-91 Hydraulic Motor/PWM Valve (sold separately)

Part No.	Max. GPM @ 450 RPM	Max. PSI	Max. Turndown Ratio	Port Size
BU NGP4055HYF	10.2	120	9:1	1" FPT / 2" SP Flange
BU NGP6055HYF	21.0	120	9:1	1" FPT / 2" SP Flange
BU NGP7055HY	34.2	120	9:1	1-1/2" FPT
BU NGP7055HYF	34.2	120	9:1	1" FPT / 2" SP Flange
BU NGP9055HY	68.4	120	9:1	1-1/2"
BU 116205-91	Hydraulic Motor / PWM Valve to fit Pumps Above			
BU 116042-01	Hydraulic Motor ONLY Less PWM Valve			

NOTE: Oil Flowrate Required for Maximum GPM is 10 GPM.



Fantastic people, My first call when I need something.

"Always one of my first calls when I need something, I mainly work with the guys in Omaha. They are by far the best guys to work with. I have never had to wait very long to get an answer about a question I couldn't answer right away, parts that I order are always correct, if there is a backordered part or parts I am told up front and know the timeline. They all deserve a pay raise."

Paul - Green Line Equipment



"BestWay" shipping may not be the quickest option, but it will help to lower your freight bill. If you select this method of shipping, Dultmeier will calculate the cheapest way to ship your package(s) at the time of shipment.