


Adjustable Steel Motor Bases




Simplify Mounting and Belt Tension Adjustment

One-piece steel mounting bases have single adjusting bolt to position mounted motor for proper belt tension during initial installation and at later maintenance checks. Four motor mounting bolts included. Not for ceiling or sidewall installations. Gray finish.

| Part No. | For NEMA | | Wide | Long | Bolt Size |
|----------|-------------|--|---------|---------|-----------|
| | Frame No.'s | | | | |
| GN 3M276 | 56 | | 6-1/2" | 10-5/8" | 5/16" |
| GN 3M277 | 143T | | 7-1/2" | 10-1/2" | 5/16" |
| GN 3M278 | 145T | | 8-1/2" | 10-1/2" | 5/16" |
| GN 3M279 | 182T/182 | | 9-1/2" | 12-3/4" | 3/8" |
| GN 3M280 | 184T/184 | | 10-1/2" | 12-3/4" | 3/8" |
| GN 3M281 | 213T, 213 | | 11" | 15" | 3/8" |
| GN 3M282 | 215T, 215 | | 12-1/2" | 15" | 3/8" |
| GN 2M512 | 254T | | 15-1/8" | 17-3/4" | 1/2" |
| GN 2M513 | 256T | | 16-7/8" | 17-3/4" | 1/2" |
| GN 2M514 | 284T | | 16-7/8" | 19-3/4" | 1/2" |
| GN 2M515 | 286T | | 18-3/8" | 19-3/4" | 1/2" |
| GN 2M516 | 324T | | 19-1/4" | 22-3/4" | 5/8" |

Bulk Control Wire



Bulk Control Wire for coin meters, motor starters, etc. Features individual color-coded wires enclosed in one outer cover for ease of wiring.

Note: Can be cut to order.

| Part No. | Gauge | Strands | Std Pkg | Net Price Per Foot |
|----------|-------|---------|---------|--------------------|
| UT 18-15 | 18 | 15 | 450' | \$ 2.42 |

Standard Packages receive additional 10% Discount

Bolts

Heavy Nut, Coarse Thread Bolts for Valves & Flanges are available in Plated or 304 Stainless Steel. Diameters of 5/8", 3/4" or 7/8". Lengths from 3-1/2" to 6". (Stainless nuts & bolts are separate).


Flange Bolts

| Part No. | Description | Grade |
|-----------|--|-------|
| DU B608 | 5/8" x 3" Plated Bolt with Nut..... | 5 |
| DU B602 | 5/8" x 3-1/2" Plated Bolt with Nut... | 5 |
| DU B612 | 5/8" X 4" Plated Bolt with Nut..... | 5 |
| DU B603 | 5/8" x 4-1/2" Plated Bolt with Nut... | 5 |
| DU B621 | 5/8" x 5" Plated Bolt with Nut..... | 5 |
| DU B604 | 5/8" x 5-1/2" Plated Bolt with Nut... | 5 |
| DU B607 | 5/8" x 6" Plated Bolt with Nut..... | 5 |
| DU B605 | 5/8" x 7" Plated Bolt with Nut..... | 5 |
| DU B622 | 5/8" x 7-1/2" Plated Bolt with Nut... | 5 |
| DU B623 | 3/4" x 3" Plated Bolt with Nut, GR5 | 5 |
| DU B609 | 3/4" x 3-1/2" Plated Bolt with Nut... | 5 |
| DU B611 | 3/4" x 4" Plated Bolt with Nut..... | 5 |
| DU B345 | 3/4" x 5" Plated Bolt with Nut..... | 5 |
| DU B601 | 3/4" x 6" Plated Bolt with Nut..... | 5 |
| DU B606 | 3/4" x 7" Plated Bolt with Nut..... | 5 |
| DU F233 | 3/4" x 7-1/2" Plated Bolt with Nut... | 5 |
| DU F234 | 3/4" x 8" Plated Bolt with Nut..... | 5 |
| PF FS582 | 5/8" x 2-1/2" Stainless Bolt only..... | - |
| PF FS583 | 5/8" x 3-1/2" Stainless Bolt only..... | - |
| PF FS584 | 5/8" x 4-1/2" Stainless Bolt only..... | - |
| PF FS585 | 5/8" x 5-1/2" Stainless Bolt only..... | - |
| PF FS586 | 5/8" x 6" Stainless Bolt only..... | - |
| PF FS342 | 3/4" x 2-1/2" Stainless Bolt only..... | - |
| PF FS345 | 3/4" x 5" Stainless Bolt only..... | - |
| PF FS346 | 3/4" x 6" Stainless Bolt only..... | - |
| PF 58NUT | 5/8" Stainless Nut only..... | - |
| PF 34NUT | 3/4" Stainless Nut only..... | - |
| DU W58 | 5/8" Flat Plated Washer..... | - |
| DU W75 | 3/4" Flat Plated Washer..... | - |
| DU LW58SS | 5/8" Stainless Lock Washer..... | - |
| DU LW75SS | 3/4" Stainless Lock Washer..... | - |



* Use 4-1/2" bolts for valves and flanges up through 3". Use 5-1/2" length for 4" valves. Use 6" bolts for 6" & 8" valves.

Motor/Pump Baseplates



BP1230 & BP1630 Baseplate



BG250SS & BG305SS Belt Guard



2207 & 2210



1430 & 1796



1980A Hand Carry

| Part No. | Description | Size | Gauge | Wt. Lbs. |
|-------------|---|-------------------|--------|----------|
| HY 1510-2 | Baseplate only, Painted | 9.5" W x 18" L | 3/16" | 7 |
| DS BP1230 | Baseplate only, Painted | 12" W x 30" L | 3/16" | 27 |
| DS BP1630 | Baseplate only, Painted | 16" W x 30" L | 3/16" | 73 |
| DS BP1630SS | Baseplate only, Stainless | 16" W x 30" L | 10 ga. | 27 |
| DS BP1830SS | Baseplate only, Stainless | 18" W x 30" L | 10 ga. | 39 |
| DU BP4216 | Baseplate only, Painted | 16" W x 42" L | 3/8" | 91 |
| DU BP4225S | Baseplate only, Stainless | 25" W x 42" L | 3/8" | 94 |
| DU BP5222 | Baseplate only, Painted | 22" W x 52" L | 3/8" | 154 |
| DU BP5218 | Baseplate only, Painted | 18" W x 51" L | 1/2" | 176 |
| DU BP5621 | Baseplate only, Painted | 21" W x 56" L | 1/2" | 195 |
| MV 2207 | Baseplate, Painted | | | |
| | with Air Tires | **14.5" W x 14.5" | - | 30 |
| MV 2210 | Baseplate, Painted | | | |
| | with Air Tires | #14" x 21" | - | 42 |
| DU 1796 | Baseplate, Aluminum | | | |
| | with Air Tires | 10" W x 15" L | 11 ga. | 15 |
| DU 1430 | Baseplate, Aluminum | | | |
| | with Air Tires | 10" W x 20" L | 11 ga. | 19 |
| DU 1980A | Aluminum , Hand Carry | 12.5" W x 14" L | 14 ga. | 5 |
| DU BG250SS | * Belt Guard, Stainless , 23" L x 11" H..... | | | |
| DU BG305SS | * Belt Guard, Stainless , 30" L x 15" H..... | | | |

* Solid Belt Guard Cover will need to be cut out for shafts.

** For 56C Frame Electric Motors or up to 6.5 HP Gas Engines.

For Electric Motors up to 184T Frame or 12-20 HP Gas Engines.

Replacement Wheels

Replacement Portable Cart Wheels feature industrial-duty nylon bearings in air tires and metal bearing in foam-filled tires.



2258 & 2259



2252 / 2257 / 2253

| Part No. | Type | Size | Description |
|----------|------|------|--------------------|
| MV 2252 | Air | 10" | 3/4" Nylon Bearing |
| MV 2257 | Air | 10" | 5/8" Nylon Bearing |
| MV 2253 | Air | 13" | 3/4" Nylon Bearing |
| MV 2258 | Foam | 10" | 3/4" Metal Bearing |
| MV 2259 | Foam | 10" | 5/8" Metal Bearing |