




Piston Pumps




Triplex Piston Pumps from CAT PUMPS® are designed to deliver smooth, low pulsation flows at a wide variety of pressures and flow rates. Widely used in continuous duty, high pressure applications including Car/Truck Wash, Industrial Cleaning, Pressure Washing, Reverse Osmosis, Water Misting and many more. CAT PUMPS® are the "Pumps with Nine Lives".


Standard Features include: Wetted cups and floating pistons that are lubricated and cooled by the solution being pumped • Oil-bath crankcase • 304SS Discharge valves • Chrome-Plated brass or stainless steel manifolds • Heavy-duty connecting rods • Rated to 160° F. Seal options up to 180° F. available • All wet end parts are easily serviced without entering the crankcase. **Note:** Mounting rails and mounting kits are not included and must be ordered separately).



623 & 820



280 & 290



390

Part No.	GPM	PSI	RPM	Inlet	Outlet	Shaft	Wt.	Mounting Kit
CC 290	3.5	1200	1200	1/2"	3/8"	16.5mm	12 lbs.	30651/*30612
	3.0	1000	1029					
	2.5	800	858					
CC 333	4.0	1200	1070	1/2"	3/8"	16.5mm	18 lbs.	30652/*30611
	3.0	1000	803					
	2.0	800	535					
CC 430	5.0	1000	1040	1/2"	3/8"	16.5mm	18 lbs.	30652/*30611
	4.0	800	832					
	3.0	600	624					
CC 323	5.0	1500	1000	1/2"	3/8"	20mm	17 lbs.	30659/*30611
	4.0	1200	800					
	3.0	1000	600					
CC 623	6.0	1200	850	1"	3/4"	25mm	35 lbs.	30653/*30611
	4.0	800	567					
CC 820	10.0	1000	940	1"	3/4"	25mm	35 lbs.	30653/*30613
	9.0	900	846					
	8.0	800	752					
CC 390	12.0	600	1200	1/2"	3/8"	20mm	19 lbs.	30659/*30611
	10.0	500	1000					
	8.0	400	800					
CC 1010	13.0	700	900	1"	3/4"	25mm	35 lbs.	30653/*30611
CC 2520	25.0	800	770	1-1/4"	1"	30mm	70 lbs.	*30614
	15.0	500	465					

* Mounting Rails Only.

OPTIONAL MOUNTING KIT COMPONENTS

Part No.

- CC 30651** Includes 30612 mounting rails, 30246 pulley (5" diameter) & key and a 25130 shaft protector cover.
- CC 30652** Includes 30611 mounting rails, 30244 pulley (8" diameter) & key and a 25130 shaft protector.
- CC 30653** Includes 30613 mounting rails, 30206 two groove pulley (9.75" diameter), 30284 hub & key assembly.
- CC 30659** Includes 30611 mounting rails, 30633 pulley (8" diameter) & key and a 118672 shaft protector.

